



Location: CMA5b - Pedestrian Plaza

Report on 24-hour TSP monitoring for EP-376/2009

Action Level - 209.9 µg/m³

Limit Level - 260 µg/m³

Date	Sampling Time	Weather Condition	Filter paper no.	Filter Weight, g		Elapse Time, hr		Sampling Time, hr	Flow Rate, m ³ /min			Total Volume, m ³	TSP Level, µg/m ³
				Initial	Final	Initial	Final		Initial, Q _{si}	Final, Q _{sf}	Average		
29-Jun-15	8:00	Fine	012335	2.8218	2.8585	5011.82	5035.82	24.00	1.06	1.06	1.06	1527	24.0
4-Jul-15	8:00	Fine	012357	2.8365	2.8886	5038.83	5062.83	24.00	0.95	0.96	0.95	1374	37.9
10-Jul-15	8:00	Cloudy	012396	2.8287	2.9365	5065.84	5089.84	24.00	0.96	0.95	0.95	1375	78.4
16-Jul-15	8:00	Cloudy	012512	2.8213	2.8751	5092.83	5116.83	24.00	0.95	0.96	0.95	1375	39.1
22-Jul-15	8:00	Rainy	012692	2.8226	2.8852	5119.87	5143.87	24.00	0.96	0.96	0.96	1384	45.2

Report on 1-hour TSP monitoring for EP-376/2009

Action Level - 339.7 µg/m³

Limit Level - 500 µg/m³

Date	Sampling Time	Weather Condition	Filter paper no.	Filter Weight, g		Elapse Time, hr		Sampling Time, hr	Flow Rate, m ³ /min			Total Volume, m ³	TSP Level, µg/m ³
				Initial	Final	Initial	Final		Initial, Q _{si}	Final, Q _{sf}	Average		
30-Jun-15	13:00	Fine	012476	2.7973	2.8011	5035.82	5036.82	1.00	0.96	0.96	0.96	57	66.2
30-Jun-15	14:10	Fine	012473	2.8017	2.8029	5036.83	5037.83	1.00	0.96	0.96	0.96	57	20.9
30-Jun-15	15:30	Fine	012468	2.8458	2.8498	5037.83	5038.83	1.00	0.96	0.96	0.96	57	69.7
6-Jul-15	13:00	Fine	012497	2.8549	2.8668	5062.84	5063.84	1.00	0.96	0.96	0.96	57	207.6
6-Jul-15	14:06	Fine	012402	2.7924	2.8104	5063.84	5064.84	1.00	0.96	0.96	0.96	57	314.0
6-Jul-15	15:08	Fine	012399	2.8231	2.8309	5064.84	5065.84	1.00	1.06	0.02	0.54	32	241.0
11-Jul-15	8:20	Fine	012522	2.8378	2.8517	5089.84	5090.84	1.00	0.95	0.95	0.95	57	243.0
11-Jul-15	9:30	Fine	012519	2.8192	2.8277	5090.84	5091.84	1.00	0.95	0.95	0.95	57	148.6
11-Jul-15	10:32	Fine	012515	2.8314	2.8409	5091.84	5092.84	1.00	0.95	0.95	0.95	57	166.1
17-Jul-15	13:00	Cloudy	012584	2.8217	2.8296	5116.83	5117.83	1.00	0.96	0.96	0.96	57	137.7
17-Jul-15	14:05	Cloudy	012694	2.8127	2.8204	5117.83	5118.83	1.00	0.96	0.96	0.96	57	134.3
17-Jul-15	15:30	Cloudy	012588	2.8273	2.8416	5118.83	5119.83	1.00	0.96	0.96	0.96	57	249.3
23-Jul-15	13:00	Rainy	012714	2.8252	2.8309	5143.87	5144.87	1.00	1.01	1.01	1.01	61	93.8
23-Jul-15	14:02	Rainy	012718	2.8418	2.8492	5144.87	5145.87	1.00	0.96	0.96	0.96	58	128.4
23-Jul-15	15:27	Rainy	012720	2.8446	2.8499	5145.87	5146.87	1.00	0.96	0.96	0.96	58	92.0



Location: CMA6a - WDII PRE Office

Report on 24-hour TSP monitoring for EP-376/2009

Action Level - 207.1 µg/m³

Limit Level - 260 µg/m³

Date	Sampling Time	Weather Condition	Filter paper no.	Filter Weight, g		Elapse Time, hr		Sampling Time, hr	Flow Rate, m ³ /min			Total Volume, m ³	TSP Level, µg/m ³
				Initial	Final	Initial	Final		Initial, Q _{si}	Final, Q _{sf}	Average		
30-Jun-15	16:20	Fine	012467	2.8226	2.9169	20110.61	20134.61	24.00	1.22	1.21	1.22	1750	53.9
4-Jul-15	8:00	Fine	012359	2.8497	2.9604	20134.61	20158.61	24.00	1.22	1.22	1.22	1750	63.2
10-Jul-15	8:00	Cloudy	012394	2.8373	3.0146	20161.62	20185.62	24.00	1.22	1.21	1.22	1750	101.3
16-Jul-15	8:00	Cloudy	012598	2.8436	3.0209	20188.62	20212.62	24.00	1.21	1.22	1.22	1750	101.3
22-Jul-15	8:00	Rainy	012691	2.8335	3.0038	20215.62	20239.62	24.00	1.22	1.22	1.22	1761	96.7

Remarks: Due to interruption of electricity, the 24hr TSP was rescheduled from 29 June 2015 to 30 June 2015.

Report on 1-hour TSP monitoring for EP-376/2009

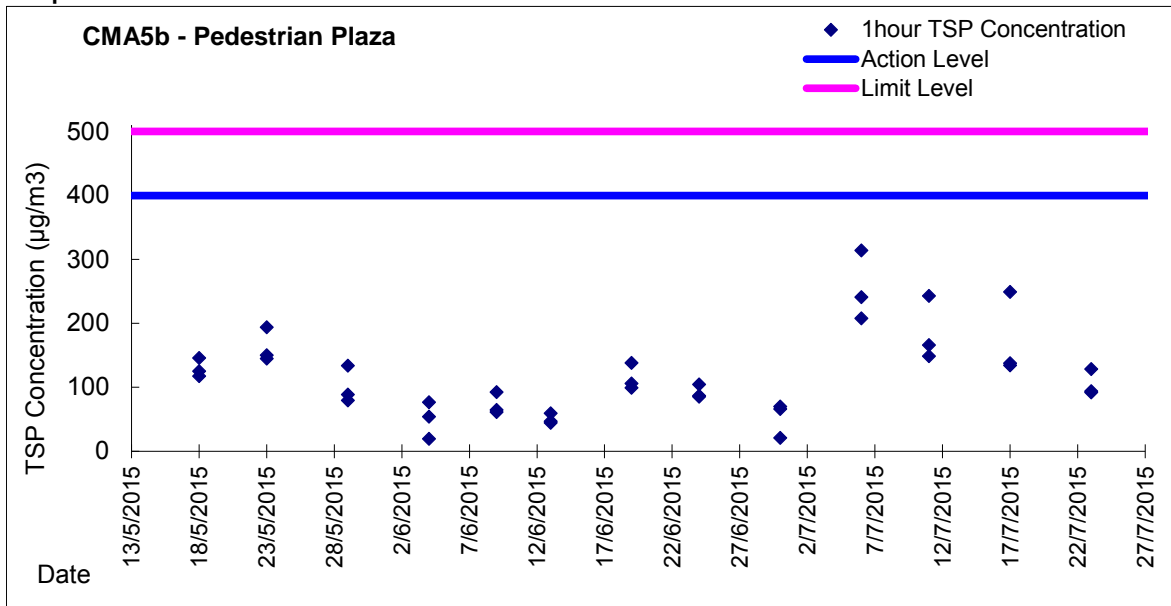
Action Level - 333 µg/m³

Limit Level - 500 µg/m³

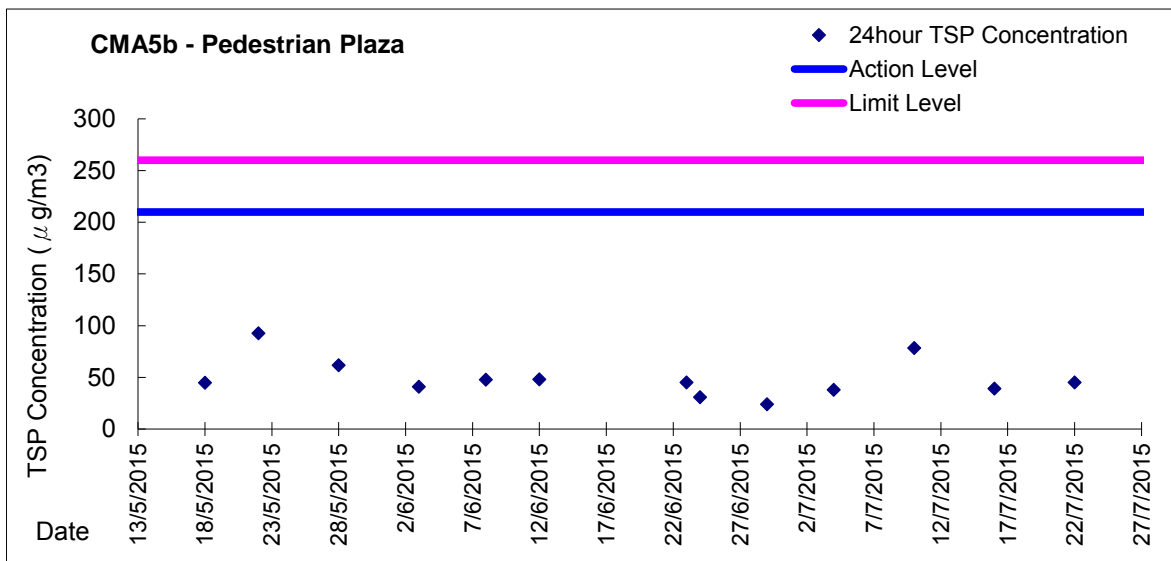
Date	Sampling Time	Weather Condition	Filter paper no.	Filter Weight, g		Elapse Time, hr		Sampling Time, hr	Flow Rate, m ³ /min			Total Volume, m ³	TSP Level, µg/m ³
				Initial	Final	Initial	Final		Initial, Q _{si}	Final, Q _{sf}	Average		
30-Jun-15	13:00	Fine	012478	2.8258	2.8321	20104.61	20105.61	1.00	1.22	1.22	1.22	73	86.3
30-Jun-15	14:03	Fine	012475	2.8291	2.8362	20108.61	20109.61	1.00	1.22	1.22	1.22	73	97.2
30-Jun-15	15:07	Fine	012470	2.8302	2.8369	20109.61	20110.61	1.00	1.22	1.22	1.22	73	91.8
6-Jul-15	13:00	Fine	012499	2.8309	2.8456	20158.62	20159.62	1.00	1.22	1.22	1.22	73	201.5
6-Jul-15	14:20	Fine	012400	2.8147	2.8331	20159.62	20160.62	1.00	1.22	1.22	1.22	73	252.2
6-Jul-15	15:23	Fine	012397	2.8219	2.8404	20160.62	20161.62	1.00	1.22	1.22	1.22	73	253.6
11-Jul-15	8:20	Fine	012492	2.8267	2.8392	20185.62	20186.62	1.00	1.21	1.21	1.21	73	171.7
11-Jul-15	9:40	Fine	012603	2.8226	2.8334	20186.62	20187.62	1.00	1.21	1.21	1.21	73	148.4
11-Jul-15	10:42	Fine	012600	2.8299	2.8412	20187.62	20188.62	1.00	1.21	1.21	1.21	73	155.2
17-Jul-15	13:00	Cloudy	012586	2.8306	2.8383	20212.62	20213.62	1.00	1.22	1.22	1.22	73	105.5
17-Jul-15	14:03	Cloudy	012695	2.8201	2.8327	20213.62	20214.62	1.00	1.22	1.22	1.22	73	172.6
17-Jul-15	15:40	Cloudy	012693	2.8421	2.8556	20214.62	20215.62	1.00	1.22	1.22	1.22	73	185.0
23-Jul-15	13:00	Rainy	012715	2.8338	2.8414	20239.62	20240.62	1.00	1.22	1.22	1.22	73	103.6
23-Jul-15	14:05	Rainy	012717	2.8298	2.8387	20240.62	20241.62	1.00	1.22	1.22	1.22	73	121.4
23-Jul-15	15:25	Rainy	012721	2.8475	2.8534	20242.62	20243.62	1.00	1.22	1.22	1.22	73	80.5



Graphic Presentation of 1 hour TSP Result for EP-376/2009

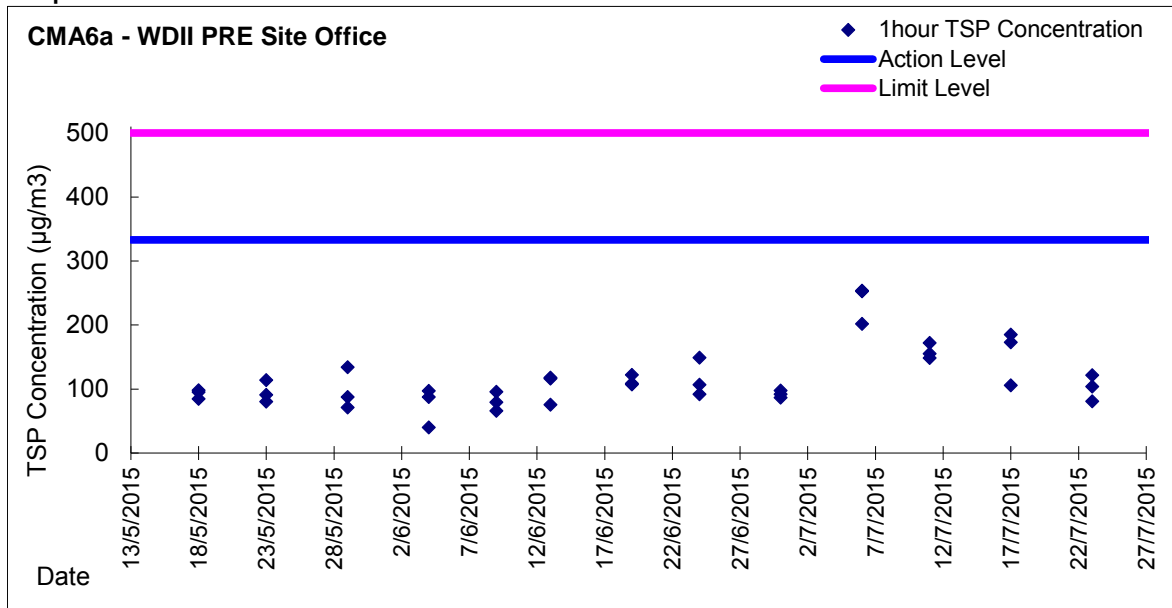


Graphic Presentation of 24 hour TSP Result for EP-376/2009





Graphic Presentation of 1 hour TSP Result for EP-376/2009



Graphic Presentation of 24 hour TSP Result for EP-376/2009

